






NO PARKING
HERE
TO
CORNER






8005
8005


8005





















































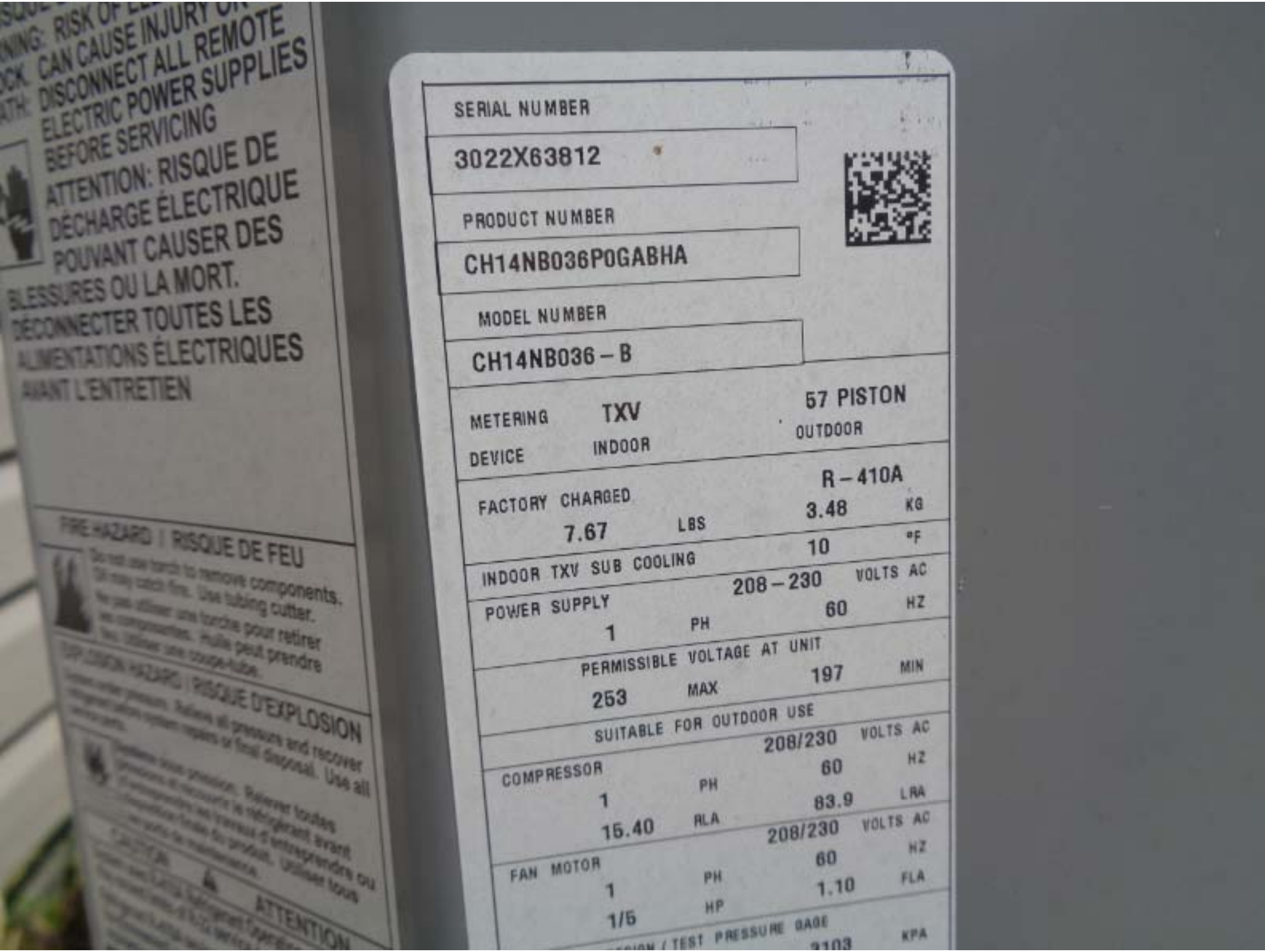

ATTENTION: RISQUE DE DÉCHARGE ÉLECTRIQUE POUVANT CAUSER DES BLESSURES OU LA MORT. DÉCONNECTER TOUTES LES ALIMENTATIONS ÉLECTRIQUES AVANT L'ENTRETIEN

FIRE HAZARD | RISQUE DE FEU

EXPLOSION HAZARD | RISQUE D'EXPLOSION

ATTENTION

SERIAL NUMBER	3022X63812		
PRODUCT NUMBER	CH14NB036P0GABHA		
MODEL NUMBER	CH14NB036 – B		
METERING DEVICE	TXV INDOOR	57 PISTON OUTDOOR	
FACTORY CHARGED	7.67 LBS	R – 410A 3.48	KG
INDOOR TXV SUB COOLING		10	°F
POWER SUPPLY	1 PH	208 – 230 60	VOLTS AC HZ
PERMISSIBLE VOLTAGE AT UNIT	253 MAX	197	MIN
SUITABLE FOR OUTDOOR USE			
COMPRESSOR	1 PH	208/230 60	VOLTS AC HZ
	15.40 RLA	83.9	LRA
FAN MOTOR	1 PH	208/230 60	VOLTS AC HZ
	1/5 HP	1.10	FLA
		TEST PRESSURE GAGE 3103	KPA














8005


8005
































LG








Whirlpool
























FILTER 12.1×15×1


5kw
Carrier
avalon
8.29.22 INSTAL AM



r service
245-1818
onville.com
CMC1249968

l or heat
on position

avalonac.com

Initials
L A.M

PRODUCT NO.	FB4CNF036L00ELAA
MODEL NO.	FB4CNF036
SERIAL NO.	3022F32380
VOLTS	208/230
MOTOR HP	1/2
MOTOR FLA	4.1
PHASE/HERTZ	1/60
TEST STATIC	0.2 IN. W.C.
REFRIGERANT 410A	DESIGN PSIG 450
DATE OF MANUFACTURE	JUL 2022

INSTALLER: APPLY THIS INFORMATION PLATE OVER SPACE INDICATED ON DOOR
RATING PLATE. SEE INSTALLATION INSTRUCTIONS FOR 1" CLEARANCE REQUIREMENTS
SINGLE SUPPLY CIRCUIT VOLTS 208/230 PHASE 1

L1/L2	HEATER AMPS	16/18.5	MIN. AMPACITY 23.4 / 26.5
	SUPPLY CIRCUIT		MAX. OVERCURRENT PROTECTION 30 / 30
	HEATER AMPS		MIN. AMPACITY
			MAX. OVERCURRENT PROTECTION
	HEATER AMPS		MIN. AMPACITY
			MAX. OVERCURRENT PROTECTION

HEAT PACKAGE
IN THIS UNIT 81-20435-01

L1/L2 HEATER AMPS 0 MIN. AMPACITY 5.1
MAX. OVERCUR. PROTECTION 15
DUAL SUPPLY CIRCUIT
L1/L2 HEATER AMPS N/A MIN. AMPACITY N/A
MAX. OVERCUR. PROTECTION N/A
L3/L4 HEATER AMPS N/A MIN. AMPACITY N/A
MAX. OVERCUR. PROTECTION N/A

SHORT CIRCUIT CURRENT: 5kA RMS.
SYMMETRICAL, 230 V

HEAT PACK INSTALLED N/A

UNIT HAS INTEGRAL LIMIT CONTROL
MOTOR ELECTRONICALLY PROTECTED
SEE INSTALLATION INSTRUCTIONS
APPROVED ACCESSORY KIT INFORMATION
MAX. VOLTAGE TO GROUND OF SUPPLY CIRCUIT TO EXCEED 120 VOLTS IF HEATER
HAS CIRCUIT BREAKER CONTROL
COIL FOR COOLING ONLY EXCEPT WHEN INSTALLED AS PART OF A LISTED HEAT PUMP.
USE ONLY ACCESSORY ELECTRIC HEATERS SHOWN IN "APPROVED ACCESSORIES"
FOR CASING, PLENUM AND DUCT FOR






























































E·T·N

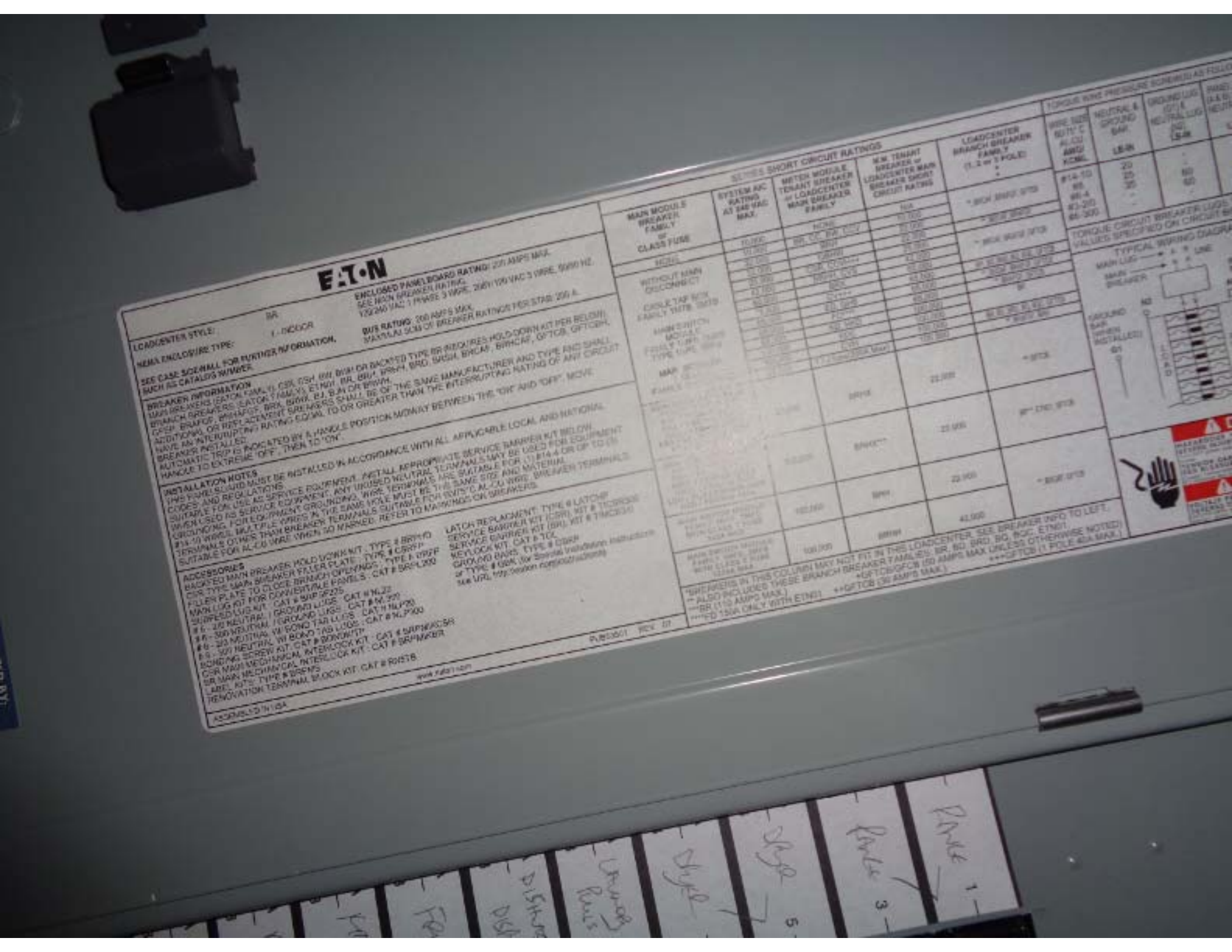
EATON
LOADCENTER STYLE: BR
NEMA ENCLOSURE TYPE: 1 - INDOOR
SEE CASE SIZEWALL FOR FURTHER INFORMATION, SUCH AS CATALOG NUMBER.
ENCLOSED PANELBOARD RATING: 225 AMPS MAX.
SEE MAIN BREAKER RATING.
120/240 VAC, 1 PHASE, 3 WIRE, 240/120 VAC, 3 WIRE, 50/60 HZ.
BUS RATING: 200 AMPS MAX.
MAXIMUM SUM OF BREAKER RATINGS PER STAB: 200 A.
BREAKER INFORMATION
MAIN BREAKERS (EATON FAMILY): CSL, CSH, HW, BWH OR BACKFED TYPE BR (REQUIRES HOLD-DOWN KIT PER BELOW).
BRANCH BREAKERS (EATON FAMILY): ETN01, BR, BW1, BRHH, BRD, BWSH, BWCAF, GFTCB, GFTCBH,
CCEP, BRAFCP, BWHAFCP, BRA, BWH, BJ, BJH OR BWHH.
ADDITIONAL OR REPLACEMENT BREAKERS SHALL BE OF THE SAME MANUFACTURER AND TYPE AND SHALL
HAVE AN INTERRUPTING RATING EQUAL TO OR GREATER THAN THE INTERRUPTING RATING OF ANY CIRCUIT
BREAKER INSTALLED.
AUTOMATIC TRIP IS INDICATED BY A HANDLE POSITION MIDWAY BETWEEN THE "ON" AND "OFF". MOVE
HANDLE TO EXTREME "OFF", THEN TO "ON".
INSTALLATION NOTES
THIS PANELBOARD MUST BE INSTALLED IN ACCORDANCE WITH ALL APPLICABLE LOCAL AND NATIONAL
CODES AND REGULATIONS.
SUITABLE FOR USE AS SERVICE EQUIPMENT. INSTALL APPROPRIATE SERVICE BARRIER KIT BELOW.
WHEN USED AS SERVICE EQUIPMENT, ANY UNUSED NEUTRAL TERMINALS MAY BE USED FOR EQUIPMENT
GROUNDING. FOR EQUIPMENT GROUNDING, WIRE TERMINALS SHALL BE SUITABLE FOR (1) #14-4 OR UP TO (3)
#14-10 WIRES. MULTIPLE WIRES IN THE SAME HOLE MUST BE OF THE SAME SIZE AND MATERIAL.
TERMINALS OTHER THAN BREAKER TERMINALS SUITABLE FOR TWISTED AL-CU WIRE. BREAKER TERMINALS
SUITABLE FOR AL-CU WIRE WHEN SO MARKED. REFER TO MARKINGS ON BREAKERS.
ACCESSORIES
BACKFED MAIN BREAKER HOLD DOWN KIT : TYPE # BRHKID
CSR TYPE MAIN BREAKER FILLER PLATE : TYPE # CSRFP
FILLER PLATE TO CLOSE BRANCH OPENINGS : TYPE # DPFP
MAIN LUG KIT FOR DOWNFEED FAMILY : CAT # BRPKL200
SURFACE LUG KIT : CAT # BWPSF225
6 - 2/0 NEUTRAL / GROUND LUGS : CAT # NLJ2
6 - 300 NEUTRAL / GROUND LUGS : CAT # NLJ300
6 - 3/0 NEUTRAL W/ BOND TAB LUGS : CAT # NLJP30
6 - 300 NEUTRAL W/ BOND TAB LUGS : CAT # NLJP300
BONDING SCREW KIT : CAT # BONKITP
CSR MAIN MECHANICAL INTERLOCK KIT : CAT # SURPMEKCSR
BR MAIN MECHANICAL INTERLOCK KIT : CAT # BRPMKBR
LABEL KITS : TYPE # BRSKPS
RENOVATION TERMINAL BLOCK KIT : CAT # RNTB
LATCH REPLACEMENT : TYPE # LATCHP
SERVICE BARRIER KIT (CSR) : KIT # TCCRSSB
SERVICE BARRIER KIT (BR) : KIT # TMCBSB
KEYLOCK KIT : CAT # TCL
GROUND BARS : TYPE # GBAK
(Refer to Eaton Specification Instruction Leaflet IL02607001E for additional information)
ASSEMBLED IN USA
www.eaton.com
PUB03001 REV 07
SERIES SHORT CIRCUIT RATINGS
MAIN MODULE BREAKER FAMILY OR CLASS FUSE
SYSTEM A.I.C. RATING AT 240 VAC MAX.
METER MODULE TENANT BREAKER or LOADCENTER MAIN BREAKER FAMILY
N.W. TENANT BREAKER or LOADCENTER MAIN BREAKER SHORT CIRCUIT RATING
LOADCENTER BRANCH BREAKER FAMILY (1, 2 or 3 POLE)
NONE
WITHOUT MAIN DISCONNECT
CABLE TAP BOX FAMILY TMTB, QMTB
MAIN SWITCH MODULE FUSELY (J/R), QMSW TYPE TLMS, QMSW
MAIN BREAKER BRPKL, BWPKL
MAIN BREAKER BRPKL, BWPKL WITH CLASS R FUSE 225A MAX.
MAIN BREAKER BRPKL, BWPKL WITH CLASS R FUSE 225A MAX.
TORQUE WIRE PRESSURE SCREWS AS FOLLOWS
WIRE SIZE 60/75° C AL-CU AWG KCMIL
NEUTRAL & GROUND BAR LB-IN
GROUND LUG (GT A NEUTRAL LUG) LB-IN
#14-10 #8 #6-4 #3-2/0 #4-300
20 25 35 -
40 50 60 -
TORQUE CIRCUIT BREAKER LUGS TO VALUES SPECIFIED ON CIRCUIT BR
TYPICAL WIRING DIAGRAM
MAIN LUG
MAIN BREAKER
LINE
GROUND BAR (WHEN INSTALLED)
NEUTRAL
A
B
C
D
*BREAKERS IN THIS COLUMN MAY NOT FIT IN THIS LOADCENTER. SEE BREAKER INFO TO LEFT.
** ALSO INCLUDES THESE BRANCH BREAKER FAMILIES: BR, BD, BRD, BG, BGC, ETN01
***BR (1½ AMPS MAX.) +GFTCB/GFCB (50 AMPS MAX UNLESS OTHERWISE NOTED)
****ED 15A ONLY WITH ETN01 ++GFTCB (30 AMPS MAX.) +++GFTCB (1 POLE 40A MAX.)


THIS PROPERTY WAS INSPECTED BY:





0 20352 65431 7

Manufacturer's Rating Label

Serial No.	Q362109952	
Model No.	PROE50 T2 RH95	
Manufacture Date.	02SEP2021	
Cap. U.S. Gals.	50	
Phase	1	1
Volts AC	240	208
Upper Element Watts	4500	3380
Lower Element Watts	4500	3380
Total Watts	4500	3380

UL LISTED
HOUSEHOLD STORAGE TANK WATER HEATER
786H

AHRI CERTIFIED

ASSEMBLED IN MEXICO

38UN47

Rheem Sales Company, Inc.
Water Heating Division
Montgomery, Alabama 36117 USA

WARNING

ELECTRIC WATER HEATER

CAUTION

FOR SAFE INSTALLATION AND OPERATION - Follow the instructions in the Use and Care Manual provided. A replacement copy may be obtained by writing the manufacturer.

This appliance must be installed in accordance with the manufacturer's instructions, local codes, utility company requirements, and/or in the absence of local codes, the latest edition of the National Electrical Code.

FOR YOUR SAFETY - DO NOT store or use gasoline or other flammable vapors and li[illegible] in the vicinity of this or any other appliance. Keep rags and other combustibles away.

CAUTION - Hotter water increases the [illegible] instructions before [illegible]

DANGER






X2 QUICK PROGRAMMING GUIDE
Hunter
CONTROLS
ADD WI-FI
X2
Off
Date/Time
Manual
Start Times
Run Times
Pump
Water Days
Seasonal Adjust
Hunter

